



# Fundations Back to School Night Presentation

Title I Reading Specialists

BMEE: Sondra Jones and Ann Lucarino

BMEW: Diane Kerchner and Kirstin Fitzpatrick

# Introducing “Echo” and “Baby Echo”



# What is Foundations?

- Provides more than 10 years of research based phonics and literacy programming
- Makes learning to read fun while laying down the groundwork for life-long literacy
- Provides children of varying learning abilities with a foundation for reading and spelling
- Provides a structured, sequential, and cumulative phonics/spelling program using multisensory teaching techniques

# Program Highlights

- Emphasis on systematic phonics and study of word structure
- Skills taught explicitly and systematically
- Instruction is cumulative and scaffolds presented skills
- Teachers model with “Echo” the owl puppet directing students to repeat sounds, words, and sentences.
- Assessments monitor students throughout the program.
- The manual provides direction for support staff to meet individual student needs.
- Extensive practice provides multiple opportunities for skills application.
- Home Support Packet encourages parental involvement.
- Foundations stories reinforce and provide practice for what is taught.

# Skill Development in Foundations

- Each level of Foundations presents skills in a carefully structured scope and sequence. These build on previously taught skills and are brought forward cumulatively: from unit to unit, year to year.
  - Letter Formation
  - Phonological and Phonemic Awareness
  - Sound Mastery
  - Phonics
  - Vocabulary
  - Irregular (Trick) Word Instruction
  - Fluency
  - Comprehension
  - Written Composition

# Alphabet / Pronunciation

- Students are instructed, starting in Kindergarten, in correct pronunciation for each letter and vowel sound.
- Reinforcing correct letter sounds is integral to helping your child obtain the pre-reading skills needed to become a fluent and accurate reader.
- Your child's teacher will be sending home paperwork to help you assist your child in mastering these letter sounds.

## Basic Keywords

K
1
2

Aa 	Bb 	Cc 	Dd 	Ee 	Ff 	
Gg 	Hh 	Ii 	Jj 	Kk 	Ll 	
Mm 	Nn 	Oo 	Pp 	Qq 	Rr 	Ss 
Tt 	Uu 	Vv 	Ww 	Xx 	Yy 	Zz 
wh 	ch 	sh 	th 	ck 		



a		
e		
i		
o		
u		



## Welded Sounds

1

all



all

/ɔl/

am



am

/am/

an



an

/an/

ang



ang

/ang/

ing



ing

/ing/

ong



ong

/ong/

ung



ung

/ung/

ank



ank

/ank/

ink



ink

/ink/

onk



onk

/onk/

unk



unk

/unk/










# Handwriting



- Students use the Fundations writing paper to assist them in learning how to correctly form the letters of the alphabet when printing.
- Students are encouraged to “pinch” their pencil with their thumb and pointer finger, and “lay it on the table” in order to obtain a correct grasp of their writing instrument.
- The use of named lines on the writing paper assists students in learning how to correctly write their alphabet.  
(Sky Line – Plane Line – Grass Line – Worm Line)
- Students use skywriting to assist them in learning how to write their alphabet.



Sky Line  
Plane Line  
Grass Line  
Worm Line



# “Clip the Vowel Sound”

- It is imperative that students be taught to “clip the vowel sound” when learning their letter sounds.

## Vowel Sounds

1

a



apple /ə/



safe /s/

e



Ed /e/



Pete /e/

i



tick /i/



pine /i/

o



octopus /o/



house /o/

u



up /u/



mule /u/



rule /u/



## Vowel Sounds

2

a



apple /ə/



safe /s/



acorn /ə/

e



Ed /e/



Pete /e/



see /e/

i



tick /i/



pine /i/



see /i/

o



octopus /o/



house /o/



see /o/

u



up /u/



mule /u/



rule /u/



see /u/



see /u/

y



yes /y/

yes /y/



yoyo /y/

## Vowel Teams

1

2



ai



ay



ee



ea



ey



oi



oy




oa



oe



ow



ou



oo



ue



ew



au



aw



### R-Controlled Vowels

1 2 3


ar		/ɑr/
or		/ɔr/
er		/ɛr/
ir		/ɪr/
ur		/ʊr/



### Spelling Options

2

/ɑr/	er	ir	ur			
/ā/	a-e	a	ai	ay		
/ē/	e-e	e	y	ee	ea	ey
/ī/	i-e	i	y			
/ō/	o-e	o	oa	oe	ow	
/û/	u-e	u	ue			
/ū/	u-e	u	ue	ou	oo	ew
/oi/	oi	oy				
/ou/	ow	ou				
/ò/	au	aw				



# Typical Foundations Activities

- Drill Sounds
- Building and Tapping Words
- Make It Fun
- Word of the Day
- Trick Words
- Storytime



# Trick Words

- Phonetically irregular words that are tricky for students to learn
- Written in red on flashcards
- Circled when marking sentences
- First introduced in kindergarten. Additional trick words are provided in both first grade and second grade.

of



they



eight



# Word of the Day

- Decodable words that are used to reinforce decoding skills and vocabulary.
- Written in black on flashcards.
- Can be marked in the student sentences.
- First introduced in first grade. Additional words of the day are provided in second grade.


thick



blend



# Building Words



# Sentence Strips

- Magnetic sentence strips are used for classroom demonstrations assisting students in learning how to write basic sentences.



# Syllables and Marking Words

- Students identify syllables in words and mark them appropriately using the marking patterns taught in their Foundations lessons

## Mark My Words

1 2

**Identify the syllable**

shop bath duck

**Identify the syllable**

ball puff fill kiss

**Identify the syllable**

ball ham fan ring pink

**Identify the syllable**

bugs hills cans

**Identify the syllable**

flash stomp scrap

<p><b>Identify the syllable</b></p> <p>c<u>a</u>t    f<u>i</u>ll</p> <p>c            c</p>	<p><b>Identify the syllable</b></p> <p>b<u>a</u>ke    st<u>o</u>ne</p> <p>v-e        v-e</p>
--	--



## Syllable Types

2

<p><b>closed syllable</b></p>	<p>c<u>a</u>t</p> <p>c</p>	<p><b>Exception</b></p> <p>w<u>i</u>ld</p> <p><del>r</del></p>
<p><b>v-e syllable</b></p>	<p>c<u>a</u>ke</p> <p>v-e</p>	<p><b>Exception</b></p> <p><del>g</del>ive</p> <p><del>r</del>e</p>
<p><b>open syllable</b></p>	<p>m<u>e</u></p> <p>o</p>	
<p><b>r-controlled syllable</b></p>	<p>b<u>u</u>rn</p> <p>r</p>	
<p><b>"d" syllable</b></p>	<p>b<u>o</u>at</p> <p>d</p>	
<p><b>-le syllable</b></p>	<p>p<u>u</u>zzle</p> <p>-le</p>	






# Student Manipulatives

- Each student is provided with manipulatives to use in the classroom for their daily Foundations lesson.
- Magnetic letter boards and dry erase boards are standard at each grade level. All 26 consonants and vowels are covered starting in kindergarten.
- The student notebook, journal, and name tag are also standard at each grade level.
  - In 1<sup>st</sup> grade, glued sounds, r-controlled vowels, and suffixes are added. The composition book is also added.
  - In 2<sup>nd</sup> grade, vowel teams, additional suffixes, and gel boards are added.

# Kindergarten Manipulatives



# 1<sup>st</sup> Grade Manipulatives



# 2<sup>nd</sup> Grade Manipulatives



# Nightly at Home Reading

- Research has shown, time and time again, that daily reading helps students to learn how to read and helps students to improve and strengthen their reading skills.
- We encourage all children to read with an adult each night for 15 minutes.

# Home Support Pack

- Sent home with each unit/each level of Foundations!



# Q&A Session